

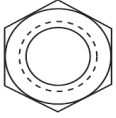

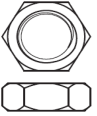
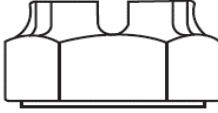

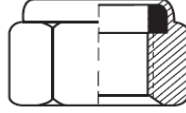
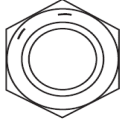
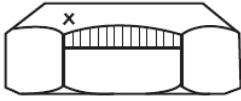
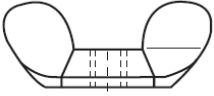
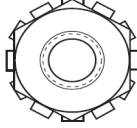
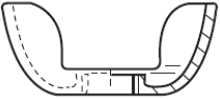

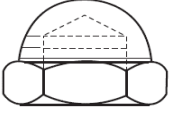
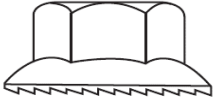
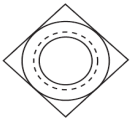
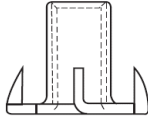

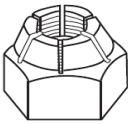
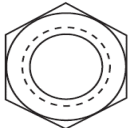
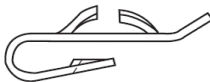


NUT TYPES

	Finish Hex Nut Gr. 2			Hex Coupling Nut
	Hex Machine Screw Nut			Slotted Hex Nut
	Hex Jam Nut			Hex Castle Nut
	Finish Hex Nut Gr. 5			Nylon Insert Lock Nut
	Finish Hex Nut Gr. 8			All Metal Lock Nut Gd. C
	Wing Nut Forged			Ext Tooth Lock Nut Keps Nut
	Wing Nut Stamped			Reverse / Two Way Lock Nut
	Acorn Nut			Serrated Flange Nut
	Square Nut			T-Nut / Wood Prong T-Nut
	Hex Flange Nut			FlexLock / Top Lock Nut
	Heavy Hex Nut			Cage Nut